

# **2-Tier and 3-Tier School Models** **An Equitable Comparison of Costs**

## **SUMMARY**

Papers issued to councillors in November 2004 show retention of 3-Tier schools as 22% more expensive than converting to 2-Tier. Re-costing the new building in both models at DfES guideline rates indicates that 3-Tier would be 10.5% cheaper.

The figures include large-scale rebuilding of middle schools. The need for some of this is questionable and may not represent prudent expenditure. The cost of staying with 3-Tier may be considerably lower still.

## **DETAIL**

In November 2004 Northumberland County Council published illustrative models for 2-Tier and 3-Tier school organisations. Anomalies appeared in many school partnerships; for example Haydon Bridge High replacement appears twice against the 3-Tier costs; Darras Hall First costs £4.9M to continue as a first school with its existing pupil numbers but only £2.3M to expand to a primary school with 75 extra places.

Questions put to the LEA and the Council on these figures were rebuffed on the grounds that more accurate figures would be produced after the consultation. This ignored the role of these figures in informing both public opinion and the decisions taken by councillors in December 2004.

To provide a balanced comparison a costing on the basis of DfES guideline costs for new building has been drawn up (The costs per place are listed on the next sheet). The DfES states that their costs cater for schools built to high standards to cater for 21st century education.

### **The balanced comparison assumes:-**

- 1) Capital cost per pupil is at DfES guidance levels. Northumberland Middle Schools are deemed to be secondaries and have been costed at secondary rates, which should favour the 2-Tier model.
- 2) Where it is indicated that a school requires rebuilding to continue within a 3-Tier structure it has been assumed that it will also require rebuilding to go forward as a school with a long-term future, and with more pupils, in a 2-Tier structure.
- 3) Where an extension or refurbishment is specifically shown, or costs are so greatly different to new build costs as to show this to be likely, the Council's costs have been retained.

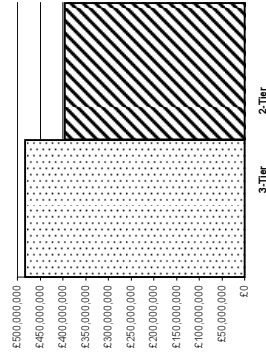
Although a number of 3 Tier model costs are increased, the overall effect is to reduce the 3-Tier cost from £483M to £417M, while increasing the 2-Tier cost from £ 396M to £466M.

The Report to the Executive for their meeting on 11th April shows revised costs. 3-Tier is now only suggested to be 8.5% more expensive but there is no breakdown to indicate how this estimate has been arrived at. Our figures based on DfES guidelines merit serious consideration.

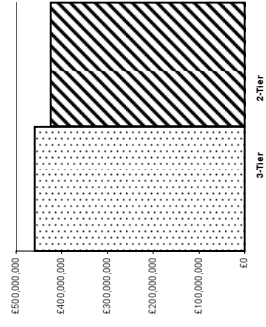
**An Equitable comparison of Capital Costs for 2-Tier and 3-Tier models**

Capital Costs per pupil from DfES Guidelines	
Primary	<b>£8,870.00</b>
Secondary	<b>£13,929.00</b>
16+	<b>£14,901.00</b>

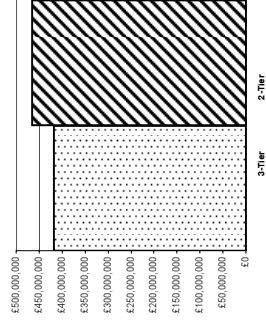
**NCC Nov 04**



**NCC Mar 05**



**DfES Cost Basis**



**The balanced comparison assumes:-**

Partnership	NCC 3-Tier published Nov 04	NCC 3-Tier as revised Mar 05	3-Tier on DfES costs	NCC 2-Tier published Nov 04	NCC 2-Tier as revised Mar 05	2-Tier on DfES costs	% pupils continuing to 6th form
Alnwick	£44,293,127.66	£40,000,000.00	£37,149,374.62	£45,182,485.00	£41,000,000.00	£36,585,490.00	43
Berwick	£37,297,000.00	£39,000,000.00	£34,517,720.00	£25,122,585.00	£33,000,000.00	£31,406,522.00	36
Blyth	£36,330,041.70	£26,000,000.00	£37,695,240.00	£27,792,797.00	£31,000,000.00	£36,524,550.00	36
Coquet	£12,285,000.00	£11,000,000.00	£12,348,900.00	£17,029,378.00	£17,000,000.00	£21,012,990.00	45
Cramlington	£28,795,404.25	£28,000,000.00	£29,307,880.00	£26,792,603.00	£24,000,000.00	£37,608,650.00	47
Seaton Valley	£26,227,680.85	£25,000,000.00	£25,650,078.00	£20,145,340.00	£20,000,000.00	£24,913,640.00	54
Ashington & Hirst	£61,101,914.89	£49,000,000.00	£55,478,376.00	£46,541,757.00	£47,000,000.00	£63,544,036.00	47
Bedlington	£42,646,680.85	£43,000,000.00	£36,756,246.00	£30,959,990.00	£31,000,000.00	£38,853,988.00	41
Morpeth	£48,106,744.68	£48,000,000.00	£43,679,888.00	£41,700,361.00	£40,000,000.00	£47,770,003.00	64
Haydon Bridge	£44,053,000.00	£29,000,000.00	£21,653,194.00	£31,399,797.00	£22,000,000.00	£31,666,600.00	48
Hexham	£32,159,000.00	£29,000,000.00	£25,453,820.00	£28,615,381.00	£32,000,000.00	£35,446,611.00	80
Ponteland *	£36,909,723.40	£36,000,000.00	£30,631,956.00	£27,457,952.00	£33,000,000.00	£26,885,394.00	75
Prudhoe	£32,940,000.00	£30,000,000.00	£26,842,205.00	£27,087,354.00	£26,000,000.00	£33,629,460.00	60
<b>TOTALS</b>	<b>£483,145,318.28</b>	<b>£433,000,000.00</b>	<b>£417,164,877.62</b>	<b>£395,827,780.00</b>	<b>£397,000,000.00</b>	<b>£465,847,934.00</b>	
Urgent Condition		£1,000,000.00			£1,000,000.00		
Urgent M&E		£26,000,000.00			£26,000,000.00		
<b>TOTALS</b>	<b>£483,145,318.28</b>	<b>£460,000,000.00</b>	<b>£417,164,877.62</b>	<b>£395,827,780.00</b>	<b>£424,000,000.00</b>	<b>£465,847,934.00</b>	

\* Ponteland 2-Tier model excludes out-of-catchment pupils (27% fewer places than 3-Tier model)

ALNWICK

PLF 2 and 3-Tier models both recasted in line with same DfES Guidance

Current Organisation	NCC 3-Tier Model		Equitable Cost		NCC 2-Tier Model		Equitable Cost	
	NOR Sep 06	Places	Work	Cost	Places	Cost	Work	Cost
Alnwick South first	226	235	235 New build on site with middle and high	£2,561,000.00	235	£2,084,450.00	Primary, new build on secondary school site	£3,316,000.00
Branton First	22	40	See Whittingham				See Whittingham	
Whittingham C of E first	65	75	Branton/Whittingham combined new build on new site	£1,062,000.00	60	£532,200.00	Branton/Whittingham combine as primary, new build on new site	£1,476,000.00
Chatton C of E first	28	40	See Eglington				See Eglington	
Eglington C of E first	39	50	Chatton/Eglington combine using both sites, minor works	£544,893.62	50	£544,893.62	Chatton/Eglington combine as primary using both sites	£2,747,125.00
Ellingham C of E first	41	67	See Embleton				See Embleton	
Embleton C of E first	43	56	Ellingham/Embleton combine using both sites	None	75	None	Ellingham/Embleton combine as primary using both sites	£3,766,950.00
Felton first	68	110	See Swarland				Felton/Swarland	
Swarland first	91	110	Felton/Swarland combine using both sites, minor works	£1,362,234.04	125	£1,108,750.00	Felton/Swarland combine as primary, new build on both sites	£1,538,010.00
Hipsburn first	69	90	No change	None	65	None	Becomes primary with new build on own site	£620,650.00
Loughoughton C of E	140	147	New build on new site	£2,042,000.00	175	£1,552,250.00	Becomes primary with new build on new site	£2,279,000.00
Seahouses first	99	115	No change, but costs shown for extension to 90 places	£1,572,000.00	90	£798,300.00	Becomes primary on existing site	£304,750.00
Shilbottle first	66	85	No change	None	65	None	Becomes primary on existing site	£1,344,000.00
St Michael's C of E first	177	210	No change, but costs shown for new build	£3,016,000.00	285	£2,627,950.00	Becomes primary with new build on new site	£3,074,000.00
Alnwick St John's/RC first	73	90	Alnwick St John's/St Michaels (285 places) No change but see St Michaels above				Becomes primary with new build on new site	£3,074,000.00
Thomas Percy RC middle	90	118	Alnwick St John's/Thomas Percy combine as 3-13 school on new site	£3,062,000.00	163	£2,270,427.00	Closes	
Alnwick Lindisfame middle	464	531	See The Duke's Middle				Closes	
The Duke's middle	254	312	Lindisfame/The Duke's combined new build on Duchess high site	£8,729,000.00	720	£10,028,880.00	Closes	
Seahouses middle	136	136	Combine with Glendale and Belford (Berwick) on Belford site.				Closes	
The Duchess high	1216	1017	New build on new site with first and middle	£20,342,000.00	1110	£15,701,274.00	Becomes secondary, new build on new site as part of learning village	£21,642,000.00
<b>Total Costs</b>				<b>£44,293,127.66</b>		<b>£37,149,374.62</b>		<b>£45,182,465.00</b>

Pupils First/Pri	1247	1520	1745
Pupils Middle	944	883	0
Pupils High/Sec	1216	1110	1500
<b>Total Pupils</b>	<b>3407</b>	<b>3634</b>	<b>3245</b>

<b>DfES Guideline Costs Used</b>		
Cost/primary place	£8,870.00	
Cost/secondary place	£13,929.00	
Cost/16+ place	£14,901.00	
<b>Totals</b>	<b>863</b>	<b>£12,020,727.00</b>
Secondary pupils	247	£3,660,947.00
16+ pupils	1110	£15,701,274.00
<b>Totals</b>	<b>1110</b>	<b>£15,701,274.00</b>

<b>The Duchess secondary</b>		
Secondary pupils	1280	£17,828,120.00
16+ pupils	220	£3,276,220.00
<b>Totals</b>	<b>1500</b>	<b>£21,107,340.00</b>

% pupils staying to 16+ 43

**BERWICK** PLE 2 and 3-Tier models both recasted in line with same DES Guidance

Current Organisation	3-Tier Model 1			Equitable cost			2-Tier Model 1			Equitable cost		
	NOR Sep 06	Places	Work	Cost	Places	Cost	Work	Cost	Places	Cost	Work	Cost
Belford first	73	150	No change	None	120	?	Primary on existing site	120	?	120	£1,064,400.00	
Berwick St Mary's C of E first	104	110	See Holy Trinity	None			See Holy Trinity					
Holy Trinity first	130	150	Berwick St Mary/Holy Trinity combine on either site or on Berwick middle site	£2,626,000.00	250	£2,217,500.00	Berwick St Mary/Holy Trinity combine as primary on either site or on Berwick middle site	£701,960.00	360	£3,193,200.00		
Comhill first	48	60	See Northam				See Northam					
Northam first	34	45	Cornhill/Norham combine on either site or new site adjoining Northam	£1,166,000.00	75	£665,250.00	Cornhill/Norham combine as primary on either site or new site adjoining Northam	105	?	105	£931,350.00	
Holy Island first	5	25	See High Joisey				See High Joisey					
High Joisey first	37	40	Holy Island/High Joisey combine on both existing sites	None	35	None	Holy Island/High Joisey combine as primaries on both existing sites	£683,650.00	60	£532,200.00		
Lowick first	33	50	See Milfield				See Milfield					
Milfield first	14	20	Lowick/Milfield combine on both existing sites	40			Lowick/Milfield combine as primaries on both existing sites	£863,650.00	50	£696,450.00		
Spittal first	104	150	See Scremerston				See Scremerston					
Tweedmouth Prior Park first	151	170	See Scremerston				See Scremerston					
Scremerston first	41	50	Spittal/Tweedmouth Prior Park/Scremerston combine on Tweedmouth Middle or Tweedmouth Prior Park site	300	?	£2,661,000.00	Spittal/Tweedmouth Prior Park/Scremerston combine as primary on Tweedmouth Middle learning village site	£4,236,000.00	420	£3,725,400.00		
St Cuthbert's RC first	66	80	No change	None	75	None	Primary new build on Berwick middle site	105	?	105	£931,350.00	
Tweedmouth West first	131	150	No change	None	150	None	Primary new build on existing site	£1,115,900.00	210	£1,862,700.00		
Bonhill first	9	40	No change	None			Closes					
Wooler first	110	135	No change	None	100	None	Primary new build on existing site	£680,090.00	150	£1,330,500.00		
Tweedmouth Middle	350	398	No change but new build shown	£5,751,000.00	420	£5,850,180.00	Closes, site continues in use					
Berwick middle	409	456	No change but new build shown	£6,300,000.00	480	£6,665,920.00	Closes, site continues in use					
Glendale middle	191	256					Closes, site continues in use					
Belford middle	100	108	Glendale and Belford combine with Seahouses (Ainwick) new build on Belford middle site	£5,751,000.00	420	£5,850,180.00	Closes, site continues in use					
Berwick high	778	855	No change but new build shown	£15,704,000.00	750	£10,567,690.00	Secondary new build on existing site	£16,167,000.00	1200	£16,861,572.00		
<b>Total Cost</b>				<b>£37,297,000.00</b>		<b>£34,517,720.00</b>		<b>£25,122,585.00</b>		<b>£31,406,522.00</b>		

Pupils First/Pri	1090	1425	1115	1600
Pupils Middle	1050	1216	1320	1200
Pupils High/Sec	779	855	750	2800
<b>Total Pupils</b>	<b>2919</b>	<b>3496</b>	<b>3185</b>	<b>2800</b>

<b>DES Guidance Costs Used</b>	
Cost/primary place	£8,870.00
Cost/secondary place	£13,929.00
Cost/16+ place	£14,901.00
<b>Totals</b>	<b>605 £8,427,045.00</b>
	<b>145 £2,160,645.00</b>
	<b>750 £10,587,690.00</b>
<b>Totals</b>	<b>1505 £21,175,380.00</b>

<b>Berwick secondary</b>	
Secondary pupils	1049
16+ pupils	151
<b>Totals</b>	<b>1200</b>

% pupils staying to 16+

1049

BLYTH

PLF 2 and 3-Tier models both recasted in line with same DFES Guidance

Current Organisation	NOR Sep 06	NCC 3-Tier Model			Equitable costs			NCC 2-Tier Model			Equitable costs		
		Places	Work	Cost	Places	Cost	Work	Places	Cost	Places	Cost	Work	Places
Horton Grange first	307	325	No change, but costs indicate new build	£3,269,361.70	300	£2,661,000.00	Primary on existing site. New build justified for 2 if for 3	420	£372,542.00	420	£3,725,400.00	420	£3,725,400.00
Malvins Close first	268	274	No change, but costs indicate new build	£3,142,000.00	300	£2,661,000.00	Primary on existing site. New build justified for 2 if for 3	420	£4,334,000.00	420	£3,725,400.00	420	£3,725,400.00
Morpeth Road first	224	250	No change, but costs indicate new build	£3,058,000.00	300	£2,661,000.00	Primary on existing site. New build justified for 2 if for 3	420	£4,317,000.00	420	£3,725,400.00	420	£3,725,400.00
New Delevall first	98	150	No change, but costs indicate new build	£1,634,680.00	150	£1,330,500.00	Primary on existing site. New build justified for 2 if for 3	210	£739,450.00	210	£1,862,700.00	210	£1,862,700.00
Newsham first	259	300	See Princess Louise				See Princess Louise						
Princess Louise first	94	111	Newsham/Princess Louise combine on Newsham site	£3,043,000.00	300	£2,661,000.00	Newsham/Princess Louise combine as primary on Newsham site. New build justified for 2 if for 3	420	£755,175.00	420	£3,725,400.00	420	£3,725,400.00
Plessey Road first	128	120	See Croftway				Primary new build on Wensleydale middle site	210	£2,238,000.00	210	£1,862,700.00	210	£1,862,700.00
Croftway first	333	369	Plessey Road/Croftway combine on Croftway site	£4,296,000.00	450	£3,991,500.00	Primary on existing site. New build justified for 2 if for 3	420	£250,000.00	420	£3,725,400.00	420	£3,725,400.00
South Beach first	334	320	No change	£0.00	300	None	Primary on existing site	420	£1,483,630.00	420	£3,725,400.00	420	£3,725,400.00
Bebside middle	375	384	See Tynedale				Close						
Tynedale Middle	467	407	Combine on Tynedale site	£8,453,000.00	720	£10,028,880.00	Closes. Costs show minimum work for use as a lower school	0	£100,000.00				
Delaval Middle	363	375	See Wensleydale				Closes. Costs show minimum work for use as a lower school	0	£100,000.00				
Wensleydale middle	482	387	Combine on Wensleydale site	£9,434,000.00	840	£11,700,360.00	Close - site remains in use	0					
Blyth Community College high	1283	1450	No change	£0.00	1450	0	Secondary with new build junior high (costs for extra places only)	2200	£13,103,000.00	750	£10,446,750.00	750	£10,446,750.00
<b>Total Cost</b>				<b>£36,330,041.70</b>		<b>£37,695,240.00</b>			<b>£27,792,797.00</b>		<b>£36,524,550.00</b>		

Pupils First/Pri	2045	2219	2100	2940
Pupils Middle	1687	1553	1560	2200
Pupils Hig/Sec	1283	1450	1450	5140
<b>Total Pupils</b>	<b>5015</b>	<b>5222</b>	<b>5110</b>	

<b>DfES Guideline Costs Used</b>			
Cost/primary place	£8,870.00	0	£0.00
Cost/secondary place	£13,929.00	0	£0.00
Cost/16+ place	£14,901.00	0	£0.00

<b>Blyth Community College High</b>			
Secondary pupils	0	0	0
16+ pupils	0	0	0
<b>Totals</b>	<b>0</b>	<b>0</b>	<b>0</b>

<b>Blyth Community College Secondary</b>			
Secondary pupils	750	750	750
16+ pupils	0	0	0
<b>Totals</b>	<b>750</b>	<b>750</b>	<b>750</b>

% pupils staying to 16+ 36

COQUET

PLF 2 and 3-Tier models both recasted in line with same DfES Guidance

Current Organisation	NOR Sep 06			NCC 3-Tier Model			Equitable costs			NCC 2-Tier Model			Equitable costs			
	Places	Work	Closes	Places	Cost	Work	Places	Cost	Work	Places	Cost	Places	Cost	Work	Places	Cost
Acklington C of E first	17	40	Closes	0												
Amble first	132	148	See Amble Links									210	£2,238,000.00	Primary on Amble middle site	210	£1,862,700.00
Amble Links first	144	198	Amble, Amble Links combine on Amble middle site	300	£3,290,000.00	300		£2,661,000.00	Primary on existing site New build justified for 2 if for 3.	210	£739,450.00	210	£1,862,700.00	Primary on existing site	210	£1,862,700.00
Broomhill first	64	75	See Red Row						See Red Row							
Red Row first	86	140	Broomhill, Red Row combine on Red Row site	150	£1,792,000.00	150		£1,330,500.00	Broomhill, Red Row combine as primary on Red Row site. Early years provision Druridge/Hadstone	210	£1,480,625.00	210	£1,862,700.00			
Grange View first	95	150	No change	120	None			None	Primary on existing site	150	£769,005.00	150	£1,330,500.00			
Warkworth C of E first	45	108	No change	50	None			None	Primary on existing site	70	£941,298.00	70	£620,900.00			
StCuthbert's RC first (SE RC partnership)	123	120	No change	107	None			None	Primary on existing site	140	? - RC cost?	140				
Amble middle	342	397	See Druridge Bay	0					Closes - site continues in use. Costs show minimum works for use as lower school	0	£100,000.00					£100,000.00
Druridge Bay middle	222	380	Amble, Druridge Bay combine on Amble site	600	£7,203,000.00	600		£8,357,400.00	Closes							
Coquet high	612	661	No change	600	None			None	Becomes secondary - see also Amble middle	950	£10,761,000.00	950	£13,373,490.00			
<b>Total Cost</b>					<b>£12,285,000.00</b>			<b>£12,348,900.00</b>			<b>£17,029,378.00</b>		<b>£21,012,990.00</b>			

Pupils First/Pri 706  
Pupils Middle 564  
Pupils Hg/Sec 612  
Total Pupils 1882

990  
950  
1940

Dfes Guideline Costs Used  
Cost/primary place £8,870.00  
Cost/secondary place £13,929.00  
Cost/16+ place £14,901.00

Coquet secondary  
Secondary pupils 805 £11,212,845.00  
16+ pupils 145 £2,160,645.00  
Totals 950 £13,373,490.00

% pupils staying to 16+ 45

CRAMLINGTON

PLF 2 and 3-Tier models both recosted in line with same DFES Guidance

Current Organisation	NCC 3-Tier Model			Equitable costs			NCC 2-Tier Model			Equitable costs		
	NOR Sep 06	Places	Work	Cost	Places	Cost	Work	Places	Cost	Places	Cost	
Beacont Hill first	161	230	No change, but costs indicate new build	£1,634,680.85	150	£1,330,500.00	Becomes primary on existing site	210	£680,090.00	210	£1,862,700.00	
Burnside first	313	300	No change	None	None	Becomes primary on Brockwell/middle site	420	£708,055.00	420	£3,725,400.00		
Cragside C of E first	186	187	See Kramel	£3,269,361.70	360	£3,193,200.00	Becomes primary on existing site	315	£2,278,207.00	315	£2,794,050.00	
Eastlea first	149	210	See Kramel	£3,269,361.70	300	£2,661,000.00	Becomes primary on existing site	210	£639,167.00	210	£1,862,700.00	
Kramel first	149	245	Cragside/Eastlea/Kramel combine to form 2 firsts on Cragside and Eastlea sites. Cost sheet indicates 300 at each				Becomes primary on existing site	210	£639,167.00	210	£1,862,700.00	
Hareside first	244	300	No change	None	241	None	Becomes new build primary on existing site	315	£1,619,602.00	315	£2,794,050.00	
Northburn first	200	230	No change	None	175	None	Becomes primary on existing site	300	£1,553,075.00	300	£2,661,000.00	
Shanklea first	198	192	No change	None	166	None	Becomes primary on existing site	315	£1,423,240.00	315	£2,794,050.00	
Brockwell middle	403	370	See Southlands	£5,449,000.00	400	£5,571,600.00	Closes - used for primary					
Parkside middle	450	480	See Southlands	£5,626,000.00	420	£5,850,180.00	Closes. Costs show minimum works for use as lower school	0	£100,000.00		£100,000.00	
Stonelaw middle	352	400	See Southlands	£7,203,000.00	600	£8,357,400.00	Closes. Costs show minimum works for use as lower school	0	£100,000.00		£100,000.00	
Southlands middle	245	344	Combine to form 3 middles on Stonelaw, Brockwell and Parkside sites				Closes					
Cramlington high	1631	1608	No change but costs show refurbishment	£2,344,000.00	1600	£2,344,000.00	Junior(11-13), senior(13-16), advanced learning centre (16-19). Some use of existing so retain NCC cost.	2300	£17,052,000.00	2300	£17,052,000.00	
<b>Total Cost</b>				<b>£28,795,404.25</b>		<b>£29,307,880.00</b>			<b>£26,792,603.00</b>		<b>£37,608,650.00</b>	

2295  
2300  
4595

1692  
1420  
1600  
4712

DFES Guideline Costs Used	
Cost/primary place	£8,870.00
Cost/secondary place	£13,929.00
Cost/16+ place	£14,901.00

% pupils staying to 16+ 47

SEATON VALLEY

Current Organisation	3-Tier Model 1			Equitable costs			2-Tier Model 1			
	NOR Sep 06	Places	Work	Places	Cost	Work	Places	Cost	Places	Cost
Holywell first	152	150	No change but cost indicates new build	150	£1,634,680.85	Primary on existing site. New build justified for 2 if for 3.	210	£680,090.00	210	£1,862,700.00
New Hartley first	101	115	See Seaton Sluice			Primary on existing site	150	£1,480,625.00	150	£1,330,500.00
Seaton Delaval first	185	200	See Seaton Sluice			Primary, new build on Whytrig middle site	280	£557,000.00	280	£2,483,600.00
Seaton Sluice first	157	177	New Hartley, Seaton Delaval, Seaton Sluice combine into 2 firsts on Seaton Sluice and Whytrig middle sites	450 ?	£3,991,500.00	Primary on existing site. New build justified for 2 if for 3.	210	£31,625.00	210	£1,862,700.00
Seghill first	151	150	No change but costs indicate new build	150	£1,791,000.00	Primary on existing site. New build justified for 2 if for 3.	210	£2,323,000.00	210	£1,862,700.00
Seaton Sluice middle	274	292	See Whytrig			Closes				
Whytrig middle	298	303	Seaton Sluice and Whytrig combine, new build on new site	600	£7,203,000.00	Closes - site remains in use				
Astley high	807	827	No change but costs show new build	750	£15,599,000.00	Secondary, new build on new site	1100	£15,073,000.00	1100	£15,511,440.00
<b>Total Cost</b>					<b>£26,227,680.85</b>			<b>£20,145,340.00</b>		<b>£24,913,640.00</b>

Pupils First/Pri	746	792
Pupils Middle	572	595
Pupils Hig/Sec	807	827
<b>Total Pupils</b>	<b>2125</b>	<b>2214</b>

	1060
	1100
	2160

<b>Dfes Guideline Costs Used</b>	
Cost/primary place	£8,870.00
Cost/secondary place	£13,929.00
<b>Cost/16+ place</b>	<b>£14,901.00</b>

Astley high	551	£7,674,879.00
Secondary pupils	199	£2,965,299.00
16+ pupils	750	£10,640,178.00
<b>Totals</b>		

Astley secondary	905	£12,605,745.00
Secondary pupils	195	£2,905,695.00
16+ pupils	1100	£15,511,440.00
<b>Totals</b>		

% pupils staying to 16+ **54**

**ASHINGTON & HIRST**

**PLF 2 and 3-Tier models both recasted in line with same DfES Guidance**

Current Organisation	NCC 3-Tier Model			NCC 2-Tier Model			Equitable costs			
	NOR Sep 06	Places	Work	Places	Cost	Work	Places	Cost	Places	Cost
Ashington Alexandra first	160	210	No change	150	None	Primary on existing site	210	£1,115,900.00	210	£1,862,700.00
Ashington Central first	348	387	No change	300	None	Primary on existing site	525	£372,542.00	525	£4,656,750.00
Ashington Hawthorn first	169	210	No change	180	None	Primary on existing site, costs suggest refurbishment	210	£739,450.00		£739,450.00
Ashington Wansbeck first	351	360	No change but costs show extension to 360	360	£3,923,234.04	Primary on Bothal middle site. New build justified for 2 if for 3	525	£781,425.00	525	£4,656,750.00
Coulson Park first	186	200	No change	200	None	Primary on Seaton Hirst middle site. New build justified for 2 if for 3	315	£0.00	315	£2,794,050.00
Ellington first	144	177	See Linton			See Linton				
Linton first	20	40	Ellington/Linton combine on Ellington site	180	None	Ellington/Linton combine as primary on Ellington site	210	£680,090.00		£680,090.00
Lynemouth first	136	142	No change but costs show extension to 150	150	£1,876,000.00	Primary, new build on existing site	210	£2,322,000.00	210	£1,862,700.00
Newbiggin Moorside first	210	270	See Windsor			See Windsor				
Windsor first	115	150	Newbiggin Moorside/Windsor combine on Newbiggin middle site	300	£3,042,000.00	Newbiggin Moorside/Windsor combine on Newbiggin middle site	480	£4,989,000.00	480	£4,257,600.00
Pegwood first	142	200	No change but costs show extension to 150	150	£1,634,680.85	Primary, new build on existing site	210	£1,115,900.00	210	£1,862,700.00
Welbeck first	179	259	No change	150	None	Primary on existing site	210	£739,450.00		£739,450.00
Ashington Hirst Park middle	459	463	No change but costs show new build	480	£6,304,000.00	Closes				
Bothal middle	545	516	No change but costs show new build	600	£7,383,000.00	Closes - site continues in use				
Newbiggin middle	377	544	No change	360	None	Closes - site continues in use				
Seaton Hirst C of E middle	488	372	No change but costs show new build	360	£5,283,000.00	Closes - site continues in use				
Ashington high	1047	1073	See Hirst			See Hirst				
Hirst high	852	960	Ashington/Hirst combine in Ashington Learning Park	1900	£31,656,000.00	Ashington/Hirst combine as learning park	2800	£33,686,000.00	2800	£39,431,796.00
<b>Total Cost</b>					<b>£61,101,914.89</b>			<b>£46,541,757.00</b>		<b>£63,544,036.00</b>

Pupils First/Pri	2160	2605
Pupils Middle	1849	1895
Pupils Hg/Sec	1899	2033
<b>Total Pupils</b>	<b>5908</b>	<b>6533</b>

	3105
	2800
	5905

<b>DfES Guideline Costs Used</b>	
Cost/primary place	£8,870.00
Cost/secondary place	£13,929.00
Cost/16+ place	£14,901.00

<b>Ashington/Hirst high</b>	
Secondary pupils	1447
16+ pupils	453
<b>Totals</b>	<b>1900</b>

<b>Ashington/Hirst secondary</b>	
Secondary pupils	2357
16+ pupils	443
<b>Totals</b>	<b>2800</b>

% pupils staying to 16+	47
Ashington %	42
Hirst %	53

**BEDLINGTON**

**PLF 2 and 3-Tier models both recosted in line with same DFES Guidance**

Current Organisation	NCC 3-Tier Model			Equitable costs			NCC 2-Tier Model			Equitable costs			
	NOR Sep 06	Places	Work	Places	Cost	Work	Places	Cost	Work	Places	Cost	Places	Cost
Bedlington Stead Lane first	136	150	No change but costs show extension to 150	150	£1,634,680.85	£1,330,500.00	150	£1,330,500.00	Primary on existing site. New build justified for 2 if for 3	210	£841,000.00	210	£1,862,700.00
Bedlington The Station first	168	200	See Cambois	150	£1,852,000.00	£1,330,500.00	150	£1,330,500.00	See Cambois		£2,235,000.00		
Cambois first	53	60	Bedlington The Station/Cambois combine on existing sites	50	£1,095,000.00	£443,500.00	50	£443,500.00	Bedlington The Station/ Cambois combine to form primary on existing sites	315	£863,650.00	315	£2,794,050.00
Bedlington West End first	293	291	No change	300	None	None		None	Primary on Meadowdale middle site. New build justified for primary if for middle.	420	£342,440.00	420	£3,725,400.00
Bedlington Whitley Memorial C of E first	254	246	No change	250	None	None		None	Primary on existing site	350 ?		350	£3,104,500.00
Choppington First	66	150	See Stakeford						Primary on existing site, cost indicates new build.	105	£1,115,900.00	105	£931,350.00
GuidePost first	110	150	See Stakeford						See Mowbray				
Mowbray first	188	208	See Stakeford						Guide Post/Mowbray combine as primary on Mowbray site	420	£4,236,000.00	420	£3,725,400.00
Stakeford first	113	143	Choppington, Guide Post, Mowbray, Stakeford combine on 2 sites, 1 on Mowbray or middle school site	375	£3,669,000.00	£3,326,250.00	375	£3,326,250.00	Primary, new build on existing or new site	150	£1,871,000.00	150	£1,330,500.00
Guide Post middle	364	377	No change but costs show new build	600	£7,272,500.00	£8,357,400.00	600	£8,357,400.00	Closes				
Meadowdale middle	504	407	No change but costs show new build	600	£7,272,500.00	£8,357,400.00	600	£8,357,400.00	Closes - site remains in use				
West Sleekburn middle	309	288	Close						Closes				
Bedlingtonshire high	911	1064	No change but costs show new build	900	£18,441,000.00	£12,723,696.00	900	£12,723,696.00	Secondary on existing or new site	1520	£19,452,000.00	1520	£21,380,088.00
<b>Total Cost</b>					<b>£42,646,680.85</b>	<b>£36,756,246.00</b>		<b>£36,756,246.00</b>			<b>£30,959,990.00</b>		<b>£38,853,988.00</b>

Pupils First/Pri	1381	1598
Pupils Middle	1177	1052
Pupils Hg/Sec	911	900
<b>Total Pupils</b>	<b>3469</b>	<b>3714</b>

	1970
	1970
	3940

<b>Prime costs per pupil</b>	
Primary	£8,870.00
Secondary	£13,929.00
16+	£14,901.00

<b>Bedlingtonshire high</b>		
Secondary pupils	707	£9,847,803.00
16+ pupils	193	£2,875,893.00
<b>Totals</b>	<b>900</b>	<b>£12,723,696.00</b>

<b>Bedlingtonshire secondary</b>		
Secondary pupils	1306	£18,191,274.00
16+ pupils	214	£3,188,814.00
<b>Totals</b>	<b>1520</b>	<b>£21,380,088.00</b>

<b>Survival to 6th form (%)</b>	<b>41</b>
---------------------------------	-----------

MORPETH

PLF 2 and 3-Tier models both recasted in line with same DfES Guidance

Current Organisation	NOR Sep 06	NCC 3-Tier Model			Equitable costs			NCC2-Tier Model			Equitable costs		
		Places	Work	Cost	Places	Cost	Work	Places	Cost	Places	Cost	Work	Places
Abbeyfields first		250	No change but costs show new build	£3,158,000.00	300	£2,661,000.00	Primary new build on existing site	420	£4,236,000.00	420	£3,725,400.00		
Cambo first	39	50	See Trillington	£1,107,000.00	60	£532,200.00	See Trillington	60	£863,650.00	60	£532,200.00		
Longhorsley St Helen's C of E first	94	87	See Trillington	£1,307,744.68	120	£1,064,400.00	See Trillington	120	£3,1625.00	120	£1,064,400.00		
Trillington C of E first	63	60	Cambo, Longhorsley, Trillington combine to form first on Longhorsley and Cambo sites				Cambo, Longhorsley, Trillington become primaries on existing sites. Suggested federation with Whalton (Ponteland). New builds justified for 2 if for 3.	90	£559,362.00	90	£798,300.00		
Rothbury first	94	103	See Netherthor Northside	£1,289,000.00	90	£798,300.00	See Netherthor Northside		£1,808,640.00				
Harbottle C of E first	21	15	See Netherthor Northside	?	100	£887,000.00	See Netherthor Northside		£863,650.00				
Netherthor Northside first	77	25	Rothbury, Harbottle, Netherthor combine to form first on existing sites (Rothbury possibly on Dr. Thomlinson site)				Rothbury, Harbottle, Netherthor form firsts on Netherthor, Harbottle & Dr Thomlinson sites	205		205	£1,818,350.00		
Morpeth All Saints C of E first	186	224	No change	None	225	None	Primary on existing site	315	£2,278,207.00	315	£2,784,050.00		
Morpeth first	320	300	No change	None	300	None	Primary, new build on new site	420	£4,481,000.00	420	£3,725,400.00		
Morpeth Stobhillgate first	161	187	See Stannington				See Stannington	240	£1,619,602.00	240	£2,128,800.00		
Stannington first	56	75	Morpeth Stobhillgate, Stannington combine to form first on existing sites	None	225	None	Morpeth Stobhillgate, Stannington combine to form primary on existing sites	75	£3,1625.00		£31,625.00		
Thropton Village first	42	50	No change	None	50	None	Foundation School but suggest primary on existing site	60					
Dr Thomlinson C of E middle	182	244	No change but costs show new build	£4,195,000.00	240	£3,342,960.00	existing site covering 4-16, Federation with King Edward VI	350	None	350	£4,875,150.00		
Morpeth Chantry middle	524	540	New build on Chantry / Newminster site	£6,573,000.00			Closes - part site used for primary	0					
Newminster middle	518	512	New build on Chantry / Newminster site	£6,495,000.00	1040	£14,486,160.00	Closes - part site used for primary	0					
King Edward VI high	1409	1411	No change	£23,962,000.00	1400	£19,907,863.00	11-19 secondary federated with Dr Thomlinson	1860	£24,927,000.00	1860	£26,276,328.00		
<b>Total Cost</b>				<b>£48,106,744.68</b>		<b>£43,679,888.00</b>			<b>£41,700,361.00</b>		<b>£47,770,003.00</b>		

Pupils First/Ph	1153	1426	1470	2220
Pupils Middle	1224	1296	1280	
Pupils Hig/Sec	1409	1411	1400	1995
<b>Total Pupils</b>	<b>3786</b>	<b>4133</b>	<b>4150</b>	<b>4215</b>

<b>DfES Guideline Costs Used</b>			
Cost/primary place	£8,870.00	King Edward VI high	1481
Cost/secondary place	£13,929.00	Secondary pupils	379
Cost/16+ place	£14,901.00	16+ pupils	1860
		<b>Totals</b>	<b>£26,276,328.00</b>

% pupils staying to 16+ 64

HAYDON BRIDGE

PL E 2 and 3-Tier models both recasted in line with same DFES Guidance

Current Organisation	NCC 3- Tier Model			2- Tier Model 1			Equitable costs	
	NOR Sep 06	Places	Work	Places	Cost	Work	Places	Cost
Allendale first	81	110			None	Primary on Allendale middle site. New build justified for primary if for middle.	105	£931,350.00
Haydon Bridge Shaloe Trust first	111	150			None	See Whitfield		
Whitfield C of E first	28		40	225	None	Haydon Bridge, Whitfield combine as primary using existing sites	190	£1,685,300.00
Bellingham first	50	75	See West Woodburn		None	See Kielder		£536,360.00
Greenhaugh first	28	40	See West Woodburn		None	See Kielder		£863,650.00
Wark C of E first	32	75	See West Woodburn		None	Bellingham, Greenhaugh, Wark, Kielder combine as primary on Bellingham, Wark + Kielder sites	180	£1,596,600.00
Kielder first	6	40	See West Woodburn		None	See West Woodburn		
Otterburn first	44	75	See West Woodburn	?	£443,500.00	Otterburn, West Woodburn combine to form primary on new site near Otterburn	105	£931,350.00
West Woodburn first	21	40	Bellingham, Greenhaugh, Wark, Kielder, Otterburn, West Woodburn combine on Bellingham, Wark, Kielder + new site near Otterburn	170	None			
Byness First	5	25	Close	0		Closes		
Greenhead C of E first	28	40	See Herdley Bank			See Herdley Bank		
Haltwhistle first	124	200	See Herdley Bank			Greenhead, Haltwhistle, Herdley Bank combine as primary using Haltwhistle + Tyndedale + Herdley Bank sites	250	£1,774,000.00
Herdley Bank first	31	40	Greenhead, Haltwhistle, Herdley Bank combine as primary using Haltwhistle + Tyndedale + Herdley Bank sites	250	?		250	£863,650.00
Henshaw C of E first	66	82	No change	60	None	Primary on existing site	90	£304,750.00
Newbrough C of E first	56	80	No change	60	None	Primary on existing site	90	£447,522.00
Allendale middle	196	178	No change but costs show new build	220	£3,955,000.00	Closes - site continues in use		
Bellingham middle	215	240	No change but costs show new build	240	£4,236,000.00	Closes - site continues in use, see Haydon Bridge high		£7,806,000.00
South Tyndedale middle	243	301	No change but costs show new build	300	£4,702,000.00	Closes - site continues in use, see Haydon Bridge high		
Haydon Bridge high	742	746	No change but costs show new build costs of £15,580,000 twice!	750	£31,160,000.00	Secondary with 11-16 learning centres on Bellingham first/middle and South Tyndedale middle sites	1050	£14,769,718.00
<b>Total Cost</b>					<b>£44,053,000.00</b>			<b>£31,999,797.00</b>

Pupils First/Pri	712	1112	765	1010
Pupils Middle	654	720	760	
Pupils Hg/Sec	742	746	1050	
Total Pupils	2108	2578	2660	

DFES Guideline Costs Used	Cost/primary place	Cost/secondary place	Cost/tertiary place
Cost/primary place	£8,670.00	£13,929.00	£14,801.00
Cost/secondary place	£14,801.00	£14,801.00	£14,801.00
Cost/tertiary place	£14,801.00	£14,801.00	£14,801.00
<b>Totals</b>	<b>881</b>	<b>£12,271,448.00</b>	<b>169</b>
Haydon Bridge secondary	881	£12,271,448.00	169
Secondary pupils	881	£12,271,448.00	169
16+ pupils	1050	£14,769,718.00	2060
<b>Totals</b>	<b>1050</b>	<b>£14,769,718.00</b>	<b>2060</b>

DFES Guideline Costs Used	Cost/primary place	Cost/secondary place	Cost/tertiary place
Cost/primary place	£8,670.00	£13,929.00	£14,801.00
Cost/secondary place	£14,801.00	£14,801.00	£14,801.00
Cost/tertiary place	£14,801.00	£14,801.00	£14,801.00
<b>Totals</b>	<b>568</b>	<b>£7,911,672.00</b>	<b>162</b>
Haydon Bridge high	568	£7,911,672.00	162
Secondary pupils	568	£7,911,672.00	162
16+ pupils	730	£10,623,654.00	2275
<b>Totals</b>	<b>730</b>	<b>£10,623,654.00</b>	<b>2275</b>

% pupils staying to 16+ 48

HEXHAM

PLF 2 and 3-Tier models both recosted in line with same DfES Guidance

Current Organisation	NCC 3-Tier Model			Equitable costs			NCC 2-Tier Model			Equitable costs			
	NOR Sep 06	Places	Work	Places	Cost	Work	Places	Cost	Work	Places	Cost	Places	Cost
Acomb first	38	75	See Beaufront			See Beaufront	55	£941,298.00		55	£487,850.00		
Beaufront first	60	75	Acomb, Beaufront combine on Acomb site	100	£1,373,000.00	combine on existing sites	75	£620,650.00	combine on existing sites	75	£685,250.00		
Broomhaugh C of E first	51	60	See Corbridge										
Corbridge St Helens C of E first	158	150	Broomhaugh, Corbridge combine on existing sites	200	£1,792,000.00	Broomhaugh, Corbridge combine on existing sites	280	£1,252,001.00		280	£2,483,600.00		
Chollerlton C of E first	41	60	See Humshaugh				70 ?			70	£620,900.00		
Humshaugh C of E first	61	75	Chollerlton, Humshaugh combine on one of existing or new site	75 ?		Omitted from 2-Tier model. Assume 50 x 7/5 places.	105 ?		Omitted from 2-Tier model. Assume 75 x 7/5 places.	105	£931,350.00		
Hexham East first	128	150	No change but costs show new build	120	£1,541,000.00	Primary new build on Hexham middle site (moderate cost suggests modification only?)	315	£214,935.00		315	£2,794,050.00		
Lowgate first	22	37	Closes										
Slaley first	43	50	See Whitley Chapel										
Whitley Chapel C of E first	32	60	Slaley, Whitley Chapel combine on Slaley site	75	£1,183,000.00	See Whitley Chapel Slaley, Whitley Chapel combine as primary, new build on Slaley site	105	£1,492,000.00		105	£931,350.00		
St Mary's RC first	157	150	No change	150	None	Primary on existing site, RC cost	210 ?						
The Sele first	397	401	No change	375	None	Primary on existing site	525	£1,904,975.00		150	£1,904,975.00		
Whittonstall first	57	56	No change	60	None	Primary on existing site	90	£447,522.00		90	£447,522.00		
Corbridge middle	353	289	No change but costs show extension to 360	360	£439,000.00	Closes							
Hexham middle	596	776	No change	600	None	Closes - site remains in use. Costs show minimum works for use as lower school							
St. Joseph's RC middle	344	302	No change but costs show extension to 360	360	£508,000.00	Closes							
Queen Elizabeth high	1458	1419	No change but costs show new build	1410	£25,323,000.00	Secondary on existing site	1700	£21,642,000.00		1700	£24,079,764.00		
<b>Total Cost</b>					<b>£32,159,000.00</b>			<b>£25,453,820.00</b>			<b>£28,615,381.00</b>		<b>£35,446,611.00</b>

Pupils First/Pri	1245	1378
Pupils Middle	1293	1367
Pupils Hg/Sec	1458	1419
<b>Total Pupils</b>	<b>3896</b>	<b>4164</b>

	1830
	1700
	3530

DfES Guideline Costs Used	
Cost/primary place	£8,870.00
Cost/secondary place	£13,929.00
Cost/16+ place	£14,901.00

Queen Elizabeth high	920	£12,814,680.00
Secondary pupils	490	£7,301,490.00
16+ pupils	1410	£20,116,170.00
<b>Totals</b>	<b>1410</b>	<b>£20,116,170.00</b>

Haydon Bridge secondary	1288	£17,940,552.00
Secondary pupils	412	£6,139,212.00
16+ pupils	1700	£24,079,764.00
<b>Totals</b>	<b>1700</b>	<b>£24,079,764.00</b>

% pupils staying to 16+ 80

PONTELAND

PLF 2 and 3-Tier models both recosted in line with same DFES Guidance

Current Organisation	NOR Sep 06			NCC 3-Tier Model			Equitable cost			NCC 2-Tier Model			Equitable cost		
	Places	Work	Places	Cost	Places	Cost	Places	Cost	Work	Places	Cost	Places	Cost	Places	Cost
Belsay first	70	None	60	None	60	None	60	None	Primary on existing site. Suggested federation with Ponteland. Costs indicate new build.	90	£769,005.00	90	£798,300.00		
Darras Hall first	420	No change but costs show extension to 450 roll	450	£4,904,042.55	450	£3,991,500.00	450	£3,991,500.00	Primary on existing site with sufficient places for catchment. Suggested federation with Stamfordham.	525	£2,278,207.00	525	£4,656,750.00		
Heddon C of E first	126	No change but costs show extension to 150 roll	150	£1,634,680.85	150	£1,330,500.00	150	£1,330,500.00	Primary on existing site. New build justified for 2 if for 3.	150	£680,090.00	150	£1,330,500.00		
Ponteland first	269	New build (already expected)	300	£3,043,000.00	300	£2,661,000.00	300	£2,661,000.00	Primary, new build on Coates site with sufficient places for catchment. New build justified for 2 if for use as middle.	270	£273,000.00	270	£2,394,900.00		
Stamfordham first	80	None	60	None	None	None	None	Primary on existing site. Suggested federation with Darras Hall. (10 new places)	90	£0.00	10	£88,700.00			
Whalton C of E first	40	None	40	None	None	None	None	Primary on existing site. Suggested federation with Longhorsley, Trillington and Cambo (Morpeth partnership)	60	£620,650.00	60	£532,200.00			
Ponteland Middle	644	None	600	None	None	None	None	Closes but Work to enable use as a lower school		£100,000.00		£100,000.00			
Richard Coates C of E middle	490	No change but costs show new build	480	£9,380,000.00	480	£6,685,920.00	480	£6,685,920.00	Closes, site used by primary						
Ponteland Community high	1226	New build	1120	£20,948,000.00	1120	£15,963,036.00	1120	£15,963,036.00	High school, new build	1200	£22,737,000.00	1200	£16,984,044.00		
<b>Total Cost</b>				<b>£36,909,723.40</b>		<b>£30,631,956.00</b>		<b>£30,631,956.00</b>			<b>£27,457,952.00</b>		<b>£26,885,394.00</b>		

Pupils First/Phi	1005	1075	1060	1185
Pupils Middle	1134	902	1080	
Pupils Hig/Sec	1226	1037	1120	1200
Total Pupils	3365	3014	3260	2385

DFES Guideline Costs Used			
Cost/primary place	£8,870.00	747	£10,404,963.00
Cost/secondary place	£13,929.00	373	£5,558,073.00
Cost/16+ place	£14,901.00	1120	£15,963,036.00
<b>Totals</b>		<b>1120</b>	<b>£15,963,036.00</b>

Ponteland secondary		923	£12,856,467.00
Secondary pupils		277	£4,127,577.00
16+ pupils		1200	£16,984,044.00
<b>Totals</b>		<b>1200</b>	<b>£16,984,044.00</b>

% pupils staying to 16+ **75**

**PRUDHOE**

**PLF 2 and 3-Tier models both recosted in line with same DFES Guidance**

Current Organisation	NOR Sep 06			NCC 3-Tier Model			Equitable costs			NCC 2-Tier Model			Equitable costs			
	Places	Work	Cost	Places	Cost	Work	Places	Cost	Work	Places	Cost	Places	Cost	Work	Places	Cost
Broomley first	143	150 No change	None	150	None	See Mickley	285	£738,530.00	See Mickley	285	£738,530.00	285	£2,527,950.00			
Mickley first	51	75 No change	None	50	None	Broomley, Mickley combine as primary schools on existing sites.		£620,650.00			£620,650.00					
Ovingham C of E first	148	150 No change	None	150	None	Primary on middle school site. New build justified for 2 if for use as middle.	315	£135,152.00	Primary on middle school site. New build justified for 2 if for use as middle.	315	£135,152.00	315	£2,794,050.00			
Prudhoe Adderlane first	70	148 No change but costs show new build	£1,582,000.00	125	£1,582,000.00	Primary in new build on existing site	175	£2,090,000.00	Primary in new build on existing site	175	£2,090,000.00	175	£1,552,250.00			
Prudhoe Castle first	139	150 No change	None	150	None	Primary on existing site. Costs indicate extension / refurbishment.	210	£1,115,900.00	Primary on existing site. Costs indicate extension / refurbishment.	210	£1,115,900.00		£1,115,900.00			
Prudhoe West first	274	287 No change but costs show new build	£3,043,000.00	300	£3,043,000.00	Primary new build on Highfield middle site	420	£2,196,592.00	Primary new build on Highfield middle site	420	£2,196,592.00	420	£3,725,400.00			
St Matthew's RC first	76	90 No change	None	90	None	Primary on existing site	120 ?		Primary on existing site	120 ?						
Wylam first	117	150 No change	None	125	None	Primary on existing site. Costs indicate extension / refurbishment.	175	£738,530.00	Primary on existing site. Costs indicate extension / refurbishment.	175	£738,530.00		£738,530.00			
Highfield middle	370	292 See Prudhoe Eastwood. Costs indicate refurbishment or extension.	£2,956,000.00	480	£2,956,000.00	Closes - site remains in use			Closes - site remains in use							
Ovingham middle	353	302 See Prudhoe Eastwood. Costs indicate new build.	£5,211,000.00	360	£5,211,000.00	Closes - site remains in use			Closes - site remains in use							
Prudhoe Eastwood middle	119	97 Highfield, Ovingham, Eastwood combine into 2 middles on Highfield and Ovingham sites				Closes			Closes							
Prudhoe Community high	1055	1063 No change but costs show new build	£20,148,000.00	1063	£20,148,000.00	Secondary	1500	£19,452,000.00	Secondary	1500	£19,452,000.00	1500	£21,175,380.00			
<b>Total Cost</b>			<b>£32,940,000.00</b>		<b>£26,842,205.00</b>			<b>£27,087,354.00</b>			<b>£27,087,354.00</b>		<b>£33,629,460.00</b>			

Pupils First/Phi	1018	1200	1140	1700
Pupils Middle	842	691	840	
Pupils Hig/Sec	1055	1063	1063	1500
<b>Total Pupils</b>	<b>2915</b>	<b>2954</b>	<b>3043</b>	<b>3200</b>

Dfes Guideline Costs Used	
Cost/primary place	£8,870.00
Cost/secondary place	£13,929.00
Cost/16+ place	£14,901.00

Prudhoe high	759	£10,572,111.00
Secondary pupils	304	£4,529,904.00
16+ pupils	1063	£15,102,015.00
<b>Totals</b>	<b>1063</b>	<b>£15,102,015.00</b>

Prudhoe secondary	1210	£16,854,090.00
Secondary pupils	290	£4,321,290.00
16+ pupils	1500	£21,175,380.00
<b>Totals</b>	<b>1500</b>	<b>£21,175,380.00</b>

% pupils staying to 16+ **60**

RC PARTNERSHIP

PLF 2 and 3-Tier models both recosted in line with same DfES Guidance

Current Organisation	NOR Sep 06	NCC 3-Tier Model			Equitable costs			NCC 2-Tier Model			Equitable costs		
		Places	Work	Places	Cost	Places	Cost	Work	Places	Cost	Places	Cost	
Blyth St Andrew's RC first	185	199	No change	200				Primary on St Wilfrid's middle site	210	?	210	?	
Ashington St Aidan's RC first	148	179	No change	150				Primary, new build on new site	210	?	210	?	
Bedlington St Bede's RC first	141	145	No change	150				Primary on St Benet Biscop high site	210	?		?	
Amble St Cuthbert's RC first	123	120	No change	107				See Coquet		?		?	
Hexham St Mary's first	157		No change	150	?			See Hexham		?		?	
Prudhoe St Matthews first	78		No change	90	?			See Prudhoe		?		?	
Cramlington St Paul's RC first	168	150	Combines with St Peter's RC middle on St Paul's site to form 3-13 school	150	?			Primary on existing site	210	?		?	
Morpeth St Robert's RC first	140	150	No change	150	?			Primary on existing site	210	?		?	
Alnwick St John's RC first	73		Combines with Thomas Percy RC middle on Thomas Percy or new site to form 3-13 school	0				See Alnwick		?		?	
St Peter's RC middle, Cramlington	165	209	Combines with Cramlington St Paul's RC first on St Paul's site to form 3-13 school	0				Closes					
St Benedict's RC middle, Ashington	214	220	No change	220	?			Closes					
St Joseph's RC middle, Hexham (?)	287	340	No change	360	?			Closes					
St Wilfrid's RC middle, Blyth	297	308	No change	312	?			Closes					
Thomas Percy RC middle, Alnwick	90	118	Combines with Alnwick St John's RC first on Thomas Percy or new site to form 3-13 school	150	?			Closes					
St Benet Biscop high	883	855	No change	1266	?			Secondary on existing or Bedlingtonshire high site	1266	?	1266	?	
<b>Total Cost</b>				<b>?</b>					<b>?</b>		<b>?</b>		

Pupils First/Pri	1211	943	1177	630
Pupils Middle	973	1077	1012	
Pupils Hig/Sec	883	855	1266	
Total Pupils	3067	2875	3455	1896